

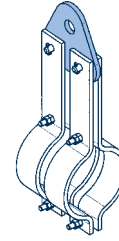
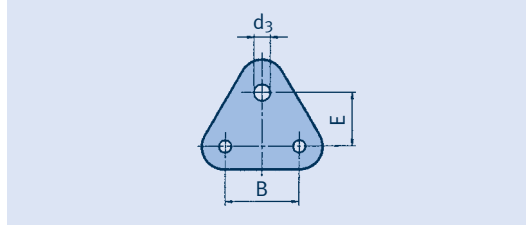
Connection plates Type 77

Connection plates for coupling pipe clamps type 43

type 77 09 39 to 77 19 39

By coupling 2 pipe clamps with type 77 the loads can be doubled.

Order details:
connection plate
type 77.. 39



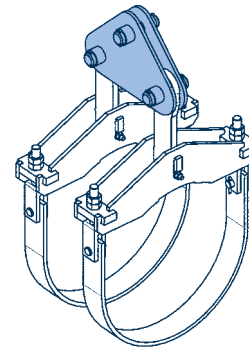
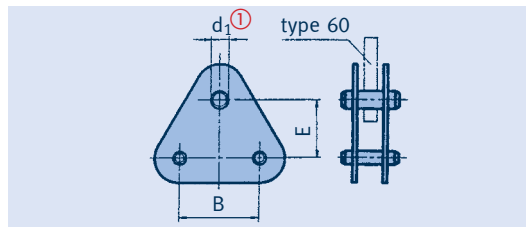
| type | for clamps | load-group | d ₃ | E | B | weight [kg] |
|----------|----------------------|------------|----------------|----|-----|-------------|
| 77 09 39 | 43 01 19 to 43 09 59 | D-5 | 25 | 65 | 90 | 0.8 |
| 77 17 39 | 43 10 19 to 43 17 59 | 3-6 | 34 | 70 | 90 | 1.2 |
| 77 19 39 | 43 19 19 to 43 19 59 | 4-7 | 46 | 90 | 105 | 2.4 |

Connection plates for coupling pipe clamp type 44 up to 600°C

type 77 22 .. to 77 T4 ..

Type designation of the connection plates: the figures 44 of the clamps to be coupled must be replaced by the figures 77.

Example:
connection plate for
type 44 66 38 → 77 66 38.



| type | load group ① | d ₁ ① | | E | Bmax | weight [kg] |
|----------------------|--------------|------------------|-----|-----|------|-------------|
| | | min | max | | | |
| 77 22 .. to 77 27 .. | 5-10 | 33 | 60 | 135 | 180 | 10-23 |
| 77 32 .. to 77 37 .. | 5-30 | 33 | 70 | 140 | 225 | 11-32 |
| 77 41 .. to 77 46 .. | 6-30 | 40 | 70 | 140 | 275 | 16-52 |
| 77 51 .. to 77 56 .. | 7-50 | 45 | 90 | 200 | 300 | 30-75 |
| 77 61 .. to 77 91 .. | 7-50 | 45 | 90 | 190 | 325 | 31-78 |
| 77 97 .. to 77 T4 .. | 7-50 | 45 | 90 | 190 | 390 | 47-81 |

① The load group for the upper connection (type 60) must be stated when ordering.

Order details:
connection plate
type 77.. ..
load group ...